



User Manual – Company Registration

**Protection of Plant Varieties & Farmers Right Authority
Department of Agriculture & Farmers Welfare
Ministry of Agriculture
Government of India**

Version 1.0
Release September, 2023

Project Execution by
National Informatics Centre
Ministry of Electronics & Information Technology (MeitY)

Plant Varieties Registration System

User Manual – Company Registration

**Protection of Plant Varieties & Farmers Right Authority
Department of Agriculture & Farmers Welfare
Ministry of Agriculture & Farmers Welfare
Government of India**

Version 1.0
Release September, 2023

Project Execution by

National Informatics Centre
Department of Electronics & Information Technology
(DeitY)
Ministry of Communications & IT



How to access the system

Invoke Internet Browser (Google chrome, Mozilla, Edge, I.E)

1. Type <https://app.plantauthority.gov.in> in address bar of the Internet Browser as shown below in Fig 1:




Fig 1

2. User has to first register on the portal. For this, they have to click on the link 'Register' as shown in Figure-1. After clicking, screen will be displayed as shown in Fig – 2

Company Registration

Name of Company*	<input type="text" value="Akai Infosys ltd"/>
Acronym*	<input type="text" value="akal4"/>
Year of Incorporation*	<input type="text" value="2000"/>
CIN Number*	<input type="text" value="12524th10005401187"/>

Address of its seat or establishment

Address*	<input type="text" value="Delhi"/>
Country*	<input type="text" value="India"/>
State*	<input type="text" value="Delhi"/>
District*	<input type="text" value="New Delhi"/>
City/Town/Village*	<input type="text" value="Green Park"/>
Pincode*	<input type="text" value="110049"/>

Registered Address

Same as Above address

Address*	<input type="text" value="Delhi"/>
Country*	<input type="text" value="Iceland"/>
City/Town/Village*	<input type="text" value="Green Park"/>

Contact Details of Authorized Signatory

Same as Above address

Name *

Designation *

Address *

Country *

City/Town/Village *

Pincode/ZipCode *

Landline No.

Mobile *

Fax

Email *

Username *


Captcha * 0 4bb 6 6 


Fig 2

- Mandatory fields are marked with * sign
- Fill in all the field values & make sure correct values are entered
- After entering all values, press the Submit button
- In case you entered incorrect information, the page prompts you to correct that field & submit again
- If you entered the wrong mobile number in the mobile no. field then it will display an error message
- After successfully submitting, message will be displayed as shown below:

Thank You for Registration. Your Account is currently inactive. You will be notified via SMS and Email once your request has been accepted by admin.

- After filling all the details and submitting, details will go to PPVFRA admin for company approval. After approval it will be intimated to the company

- After approval, company can login and during first time login company has to change password as shown in Figure – 3
- Users under the particular company will register by selecting the respective company name and filling all the details mandatory for registration, after filling all the details it will go to the concerned company for approval.
- During first time login, user has to change password
- After resetting the password, user can apply online using the credentials and captcha and clicking on login button as shown below in Fig 3



The image shows a login form with a green header bar containing the word "Login". Below the header, there are three input fields: "Username:" with the text "madhur", "Password:" with a masked password ".....", and "Captcha" with the text "1 c1 9^c 9" and a refresh icon. A blue button labeled "Forgot Password" is located to the right of the captcha field. At the bottom left, there is a green button labeled "LogIn".

Fig 3

- User can use 'Forgot password' option in case he forgets password, after clicking on 'Forgot password' button it will be redirected to a new page where to enter email id (which you used at the time of registration) and captcha verification for resetting the password.